



Summary Feedback

(Combined feedback broadcasted at multiple times this week)

PRE-RECORDED: Basildon FRCR 2B 'A to Zee' Course 2020

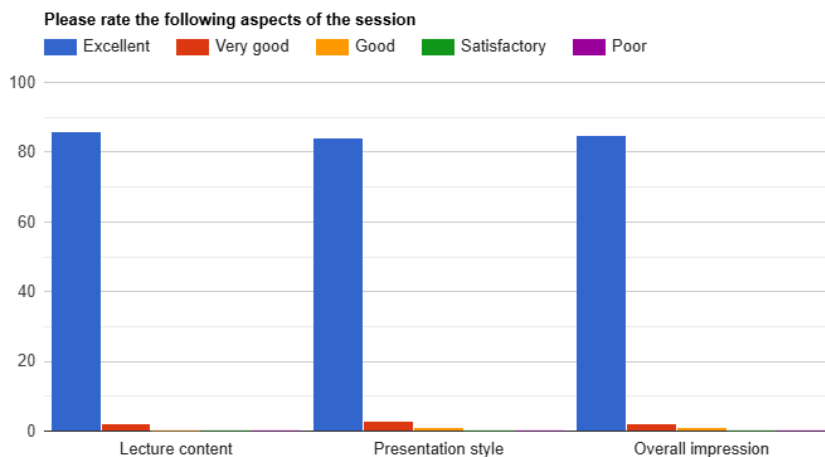
Session 33/40

Spinal Cord for FRCR
(14th & 15th December 2024)

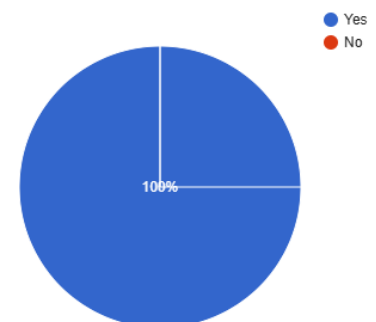
Lecturer: Sami Khan

Summary Points:

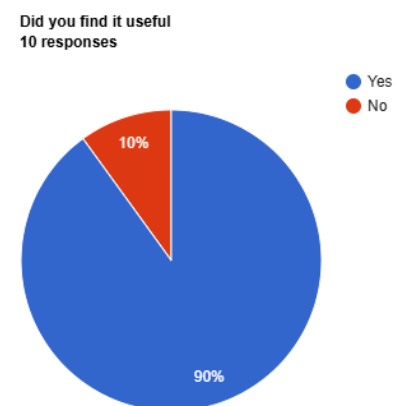
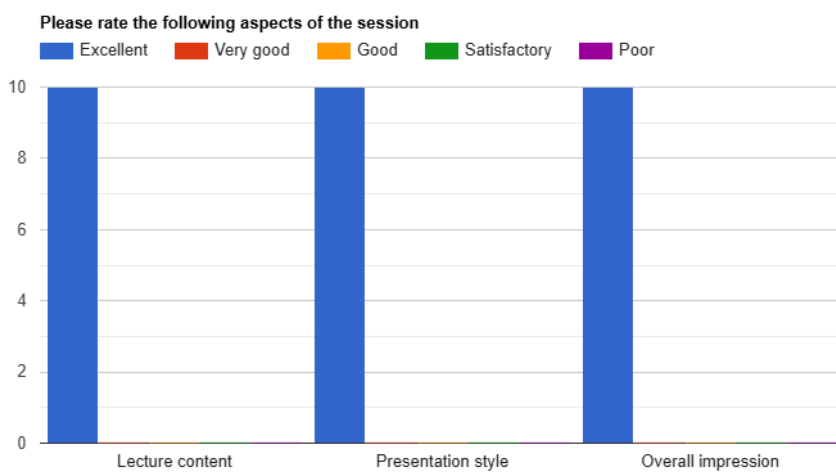
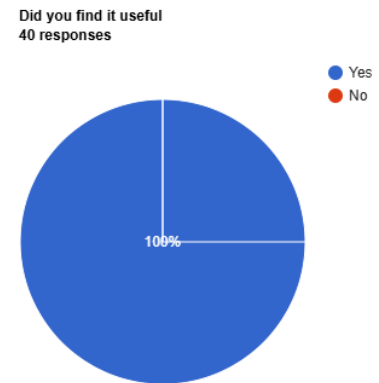
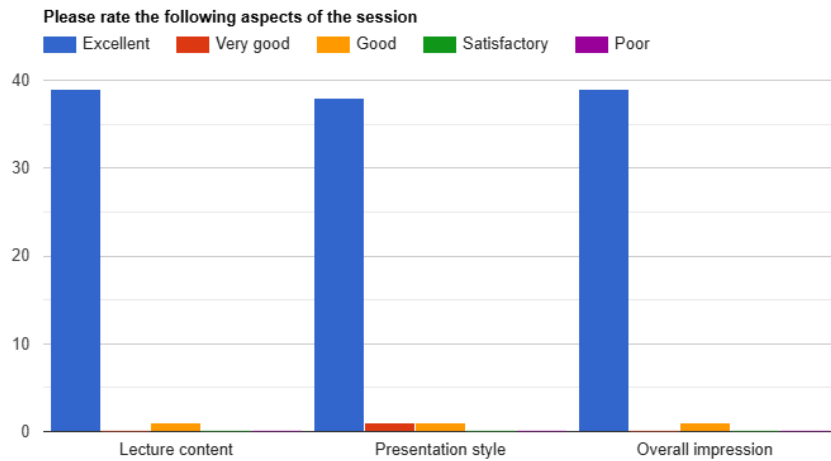
- Total Attendees: 492 from 33 Countries (Algeria, Australia, Bahrain, Bangladesh, Dominica, Egypt, Ethiopia, Ghana, Hong Kong, India, Indonesia, Iraq, Jordan, Kenya, Libya, Malaysia, Namibia, Netherlands, Nigeria, Oman, Pakistan, Palestine, Poland, Saudi Arabia, South Africa, Sri Lanka, Sudan, Swaziland, Türkiye, UAE, UK, Yemen, Zimbabwe).
- Total duration: 3 hours (each session broadcasted thrice during the week)
- Total feedback received from 138 participants, from three different broadcasts



Did you find it useful
88 responses



Spinal Cord for FRCR



Testimonials

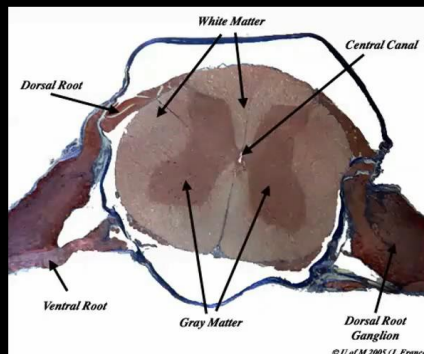
- Great lecture delivered by Dr. Khan! Very nicely explaining the intra dural and extradural spinal tumors! Nice interesting case on sarcoidosis as well! (Malaysia).
- Excellent teaching of spine by King of radiology Dr. Khan! (Pakistan).
- You are our treasure. Thank you so much (Egypt).
- Interesting cases of spinal imaging, revision and practical advice. Constructive feedback, tips and advice are provided (Algeria).
- Super-duper & Excellent (UAE).
- There is a nice variety of cases! Extremely helpful! (Netherlands).
- Excellent collection of cases. Brilliant session as always. Thank you Dr. Khan and team DKT (Pakistan).
- Great explanation by Dr. Khan (Malaysia).
- As always all of it was highly useful & valuable (Egypt).
- Excellent explanation (Türkiye).
- The teaching and the cases were useful (Saudi Arabia).
- Very good demonstration of spinal imaging (Iraq).
- The excellent teaching style was most valuable (Nigeria).
- Very well explained and the way connecting every pathology with anatomy and basics was simply amazing (Pakistan).

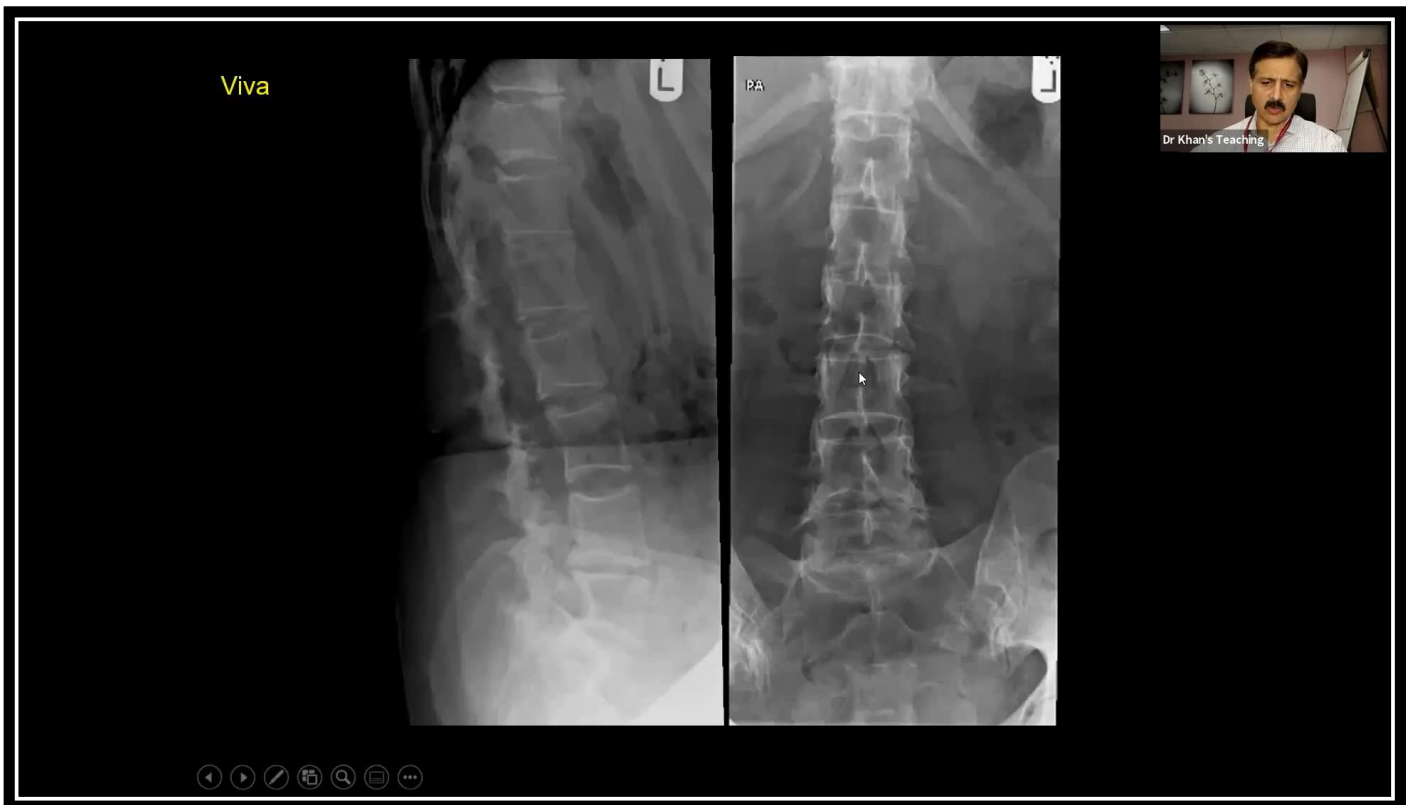
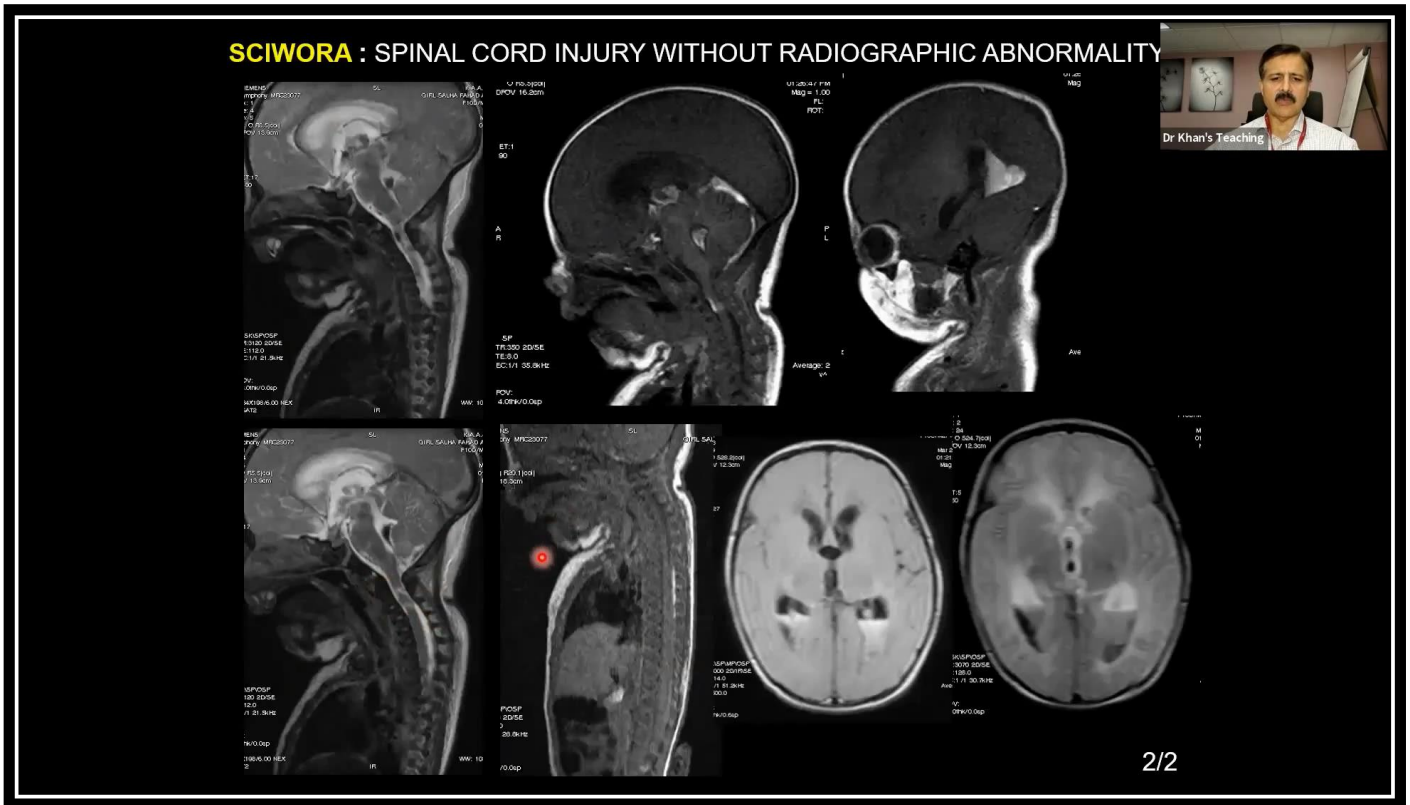
Spinal Cord for FRCR

- Excellent teaching style (Saudi Arabia).
- Excellent initiative by Dr. Sami (India).
- Great case selection (Nigeria).
- Best ever (Iraq).
- Good selection of cases and very informative discussion by Dr. Khan (Pakistan).
- Give the most common and important scenarios were useful (UAE).
- Excellent teaching session (Nigeria).
- Thank you. It was an informative session (Sudan).
- Brilliant session with a variety of great cases. Thank you Dr. Khan (India).
- Nice and great cases (Iraq).
- Unusual location of common disease is eye opener for thinking process of candidates, excellent (Pakistan).
- Case based discussion and detailed explanation were useful (Egypt).
- Very good revision (India).
- Excellent teaching session (Algeria).
- Lecture content was most useful (UK).
- Best course (India).
- Excellent teaching by Dr. Khan (Pakistan).
- Case presentation was most useful (Egypt).
- The images of different pathologies and diagnostic points were useful (UK).
- Conceptual learning (India).
- All aspects and viva key points were useful (Pakistan).
- The teaching, facts and images were useful (Sri Lanka).
- The lecture content was useful (UK).
- Informative a lot! (Palestine).
- Teaching style and cases were useful (Pakistan).
- Case selection was excellent (Pakistan).
- So many good cases (UK).
- Variability of spinal cases was useful (Iraq).
- Brilliant session (Iraq).
- Good cases (Maldives).
- Cases discussion was useful (UAE).
- Exam cases of spinal pathologies were useful (Pakistan).
- Good cases (India).
- It was perfect (UK).
- Interactive viva approach was most useful (India).
- Case discussions and variety of cases were useful (UK).
- Excellent teaching (UK).
- Whole session was useful (Pakistan).
- It's just perfect (Egypt).
- It was perfect (UAE).
- Best (Pakistan).
- Brilliant (Iraq).
- Educative (Nigeria).
- Excellent session! (Pakistan).
- Perfect. Thanks so much (UAE).
- Very informative (Saudi Arabia).
- Great teaching as always (UK).
- Nice (Maldives).

Spinal Cord for FRCR

- Awesome (Pakistan).
- Learnt a lot and amazing session (Pakistan).
- Excellent lecture with good exam oriented cases (India).
- Excellent cases (India).
- Variety of cases shown (India).
- I liked the case based conceptual learning (India).
- Simplifies the concepts (Zimbabwe).
- The teaching and summary were useful (Nigeria).
- Best (India).
- It's all good (UK).
- Excellent lecture (India).
- Amazing! (Netherlands).
- Excellent session (Nigeria).
- Images were excellent (Pakistan).





=====XX=====XX=====